



CERTIFIED COMPLIANT CERTIFIED

LC/LT Connectors

ONLINE CATALOG

Contents

CLICK ON ANY LINE TO GO DIRECTLY TO THE INDICATED PAGE

| | |
|--|---|
| Navigation Guide | 2 |
| Specifications and interface dimensions. | 3 |
| <hr/> | |
| Cable Connectors | |
| Straight Plugs for Flexible Cable | 4 |
| Receptacles | |
| Panel Jack Receptacles | 4 |
| Adapters | |
| Within-Series Adapters. | 5 |
| Technical Information | |
| Cable Groups | 6 |
| Mounting Figures. | 7 |
| Ordering and Warranty | 7 |

We have configured this online catalog to take advantage of Acrobat navigation shortcuts (links). However, these links are not visible on the pages— making them visible would compromise the page’s readability.

- Clicking on any entry in the Table of Contents will take you to the indicated page.
- Shown below are the “hot spots” on all of the product pages that will take you to background information on various connector characteristics.
- After you use a link to jump to another page, you can use the “back” arrow in Acrobat’s menu bar to return to the page you jumped from.
- Configure Acrobat Reader to show bookmarks for a table of contents by specific characteristic (for example, cable plugs broken out by cable attachment method).
- To find a specific part number, use Acrobat’s search feature.

In addition, the pages are formatted to fit within the margins of standard laser or inkjet printers—no need to use the “shrink to fit” option when printing pages from Acrobat.

Click [here](#) to go to the Table of Contents

Click on the Delta logo on any page to jump to the table of contents.

Click on the page title to jump to specifications and interface dimensions.

BNC Cable Jacks

Panel Jack—Military Clamp for Flexible Cable

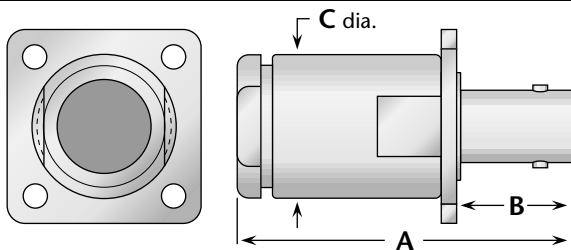


Figure 1

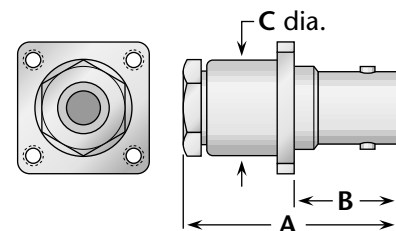


Figure 2

| Cable Group | Fig. | Dimensions | | | Mounting Figure | Plating | | Delta P/N | Assembly Procedure/Trim Code |
|-------------|------|------------|-----|-----|-----------------|---------|---------|---------------|------------------------------|
| | | A | B | C | | Body | Contact | | |
| 1 | 1 | 1.75 | .63 | .75 | 33 | Nickel | Silver | 1011-001-N330 | A/20 |
| 2, 3 | 1 | 1.75 | .63 | .75 | 33 | Nickel | Silver | 1011-004-N330 | A/20 |
| 5, 6 | 2 | 1.16 | .55 | .50 | 07 | Nickel | Silver | UG-291C/U | A/17 |

Click here to jump to dimensions for Delta mounting figures.

Click here to jump to a guide to Delta cable groups.

Click here to go to Delta’s website if your computer is configured for Web connection via Acrobat.

General Description

Delta LC and LT series connectors (which are similar in size, but not intermateable), are large, high-voltage, 50Ω impedance connectors with 1¼–18 threaded mating.

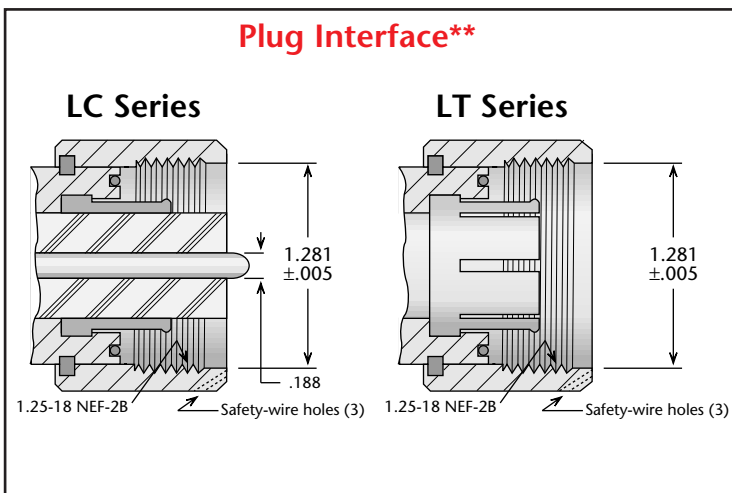
They are best suited for use with cables with diameters from .73" to 1.2", such as RG-17 and 117/U, and RG-18 and 118/U.

Because of the variety of designs and assembly methods within these series, we suggest that you call us to verify the compatibility of specific connector pairs prior to ordering.

As with all other Delta connector series, we welcome your specifications for special configurations.

LC/LT Specifications*

Plug Interface**



Electrical:

Nominal Impedance: 50 ohms.

Frequency Range: DC–1 GHz.

Voltage Rating: 5,000 volts RMS.

Materials/Finishes:

Insulators: Teflon per ASTM D1710, or rexolite per MIL-P-77.

Male Contacts: Brass per ASTM B16.

Female Contacts: Beryllium Copper per ASTM B196.

Contact Plating: Silver per QQ-S-365, or Gold per MIL-G-45204.

Gaskets: Silicone rubber per ZZ-R-765, Class II, Grade 50.

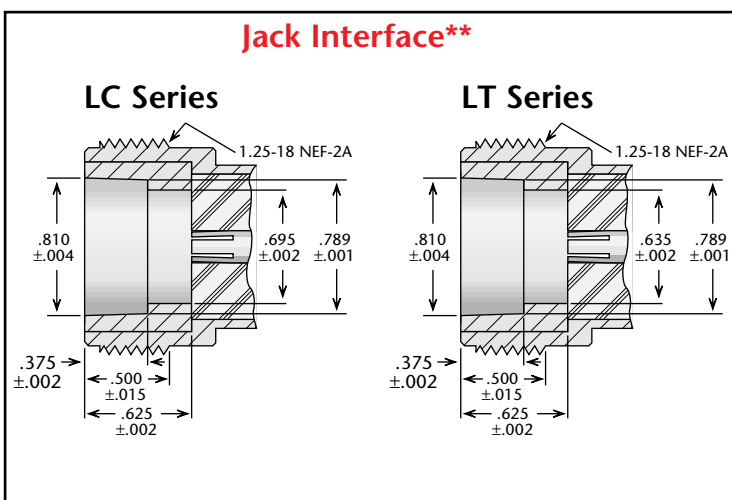
Other

Metal Parts: Brass per ASTM B16, plated:
Silver per QQ-S-365, or
Nickel per QQ-N-290.

All other specifications are in accordance with the latest issues of MIL-PRF-39012, or MIL-C-3650, or other applicable MIL specifications.

*These specifications are typical and may not apply to all connectors. Detailed specifications for individual connectors are available on request.

Jack Interface**



**Some proportions altered to illustrate detail.

Straight Plug—for Flexible Cable

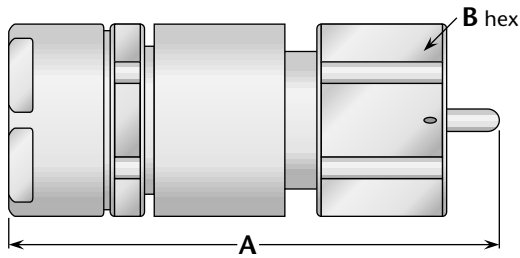


Figure 1
(LC series)

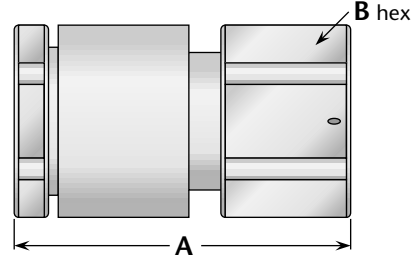


Figure 2
(LT series; uses cable center conductor as contact)

| Cable Group | Figure | Dimensions | | Plating | | Delta P/N | Assembly Procedure/ Trim Code |
|-------------|--------|------------|-----|---------|---------|-----------|----------------------------------|
| | | A | B | Body | Contact | | |
| 17, 18 | 1 | 3.50 | 1.5 | Nickel | Silver | UG-154B/U | *** |
| 20 | 2 | 3.03 | 1.5 | Nickel | — | UG-532A/U | *** |

Panel Receptacles

Figure 1
(LC series, Teflon insulator)

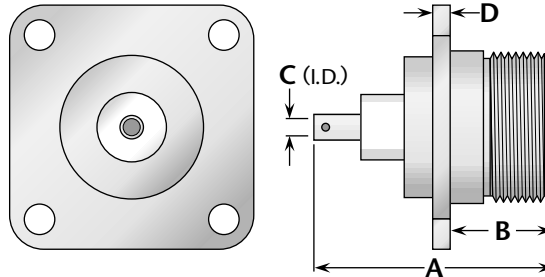
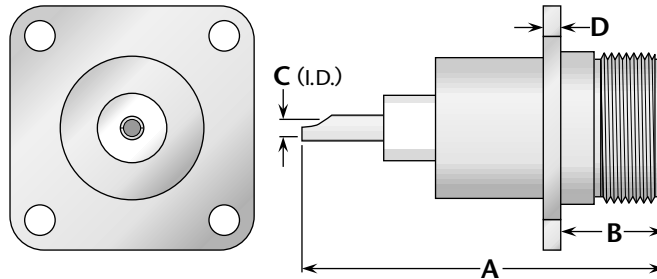


Figure 2
(LC series, pressurized, Rexolite insulator)



| Figure | Dimensions | | | | Mounting Figure | Plating | | Delta P/N |
|--------|------------|------|------|------|-----------------|---------|------------|-----------|
| | A | B | C | D | | Body | Contact | |
| 1 | 2.25 | 1.13 | .187 | .125 | 45 | Nickel | Silver (C) | UG-352/U |
| 2 | 3.06 | .88 | .203 | .125 | 45 | Nickel | Silver (C) | UG-352B/U |

***Contact factory for cable assembly instructions.
(C) in contact plating column indicates captive contact.

Note: Not all LC series plugs and jacks are intermateable.
Contact factory for compatibility information on specific plug/jack combinations.

LC Series Adapters

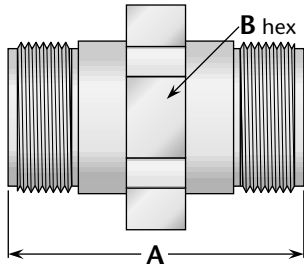


Figure 1
(Straight jack-jack;
connects two plugs)

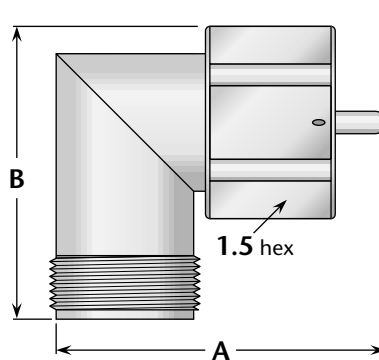


Figure 2
(Right angle plug-jack;
connects one plug and one jack)

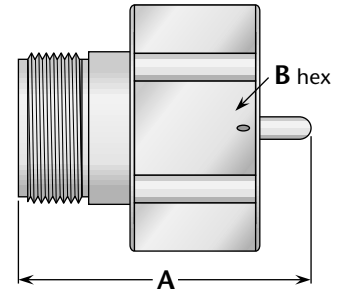


Figure 3
(Straight LC jack-large LC plug;
connects one LC plug
and one large LC jack)

| Figure | Dimensions | | Plating | | Delta P/N |
|--------|------------|-------|---------|------------|-----------|
| | A | B | Body | Contact | |
| 1 | 2.50 | 1.875 | Nickel | Silver (C) | UG-157B/U |
| 2 | 2.72 | 2.60 | Nickel | Silver (C) | UG-216B/U |
| 3 | 2.22 | 2.09 | Nickel | Silver (C) | UG-220B/U |

LT Series Adapters

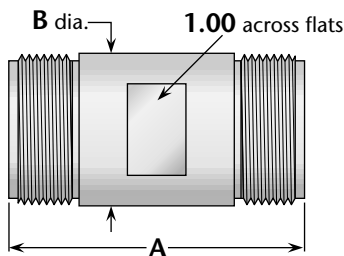


Figure 1
(Straight jack-jack;
connects two plugs)

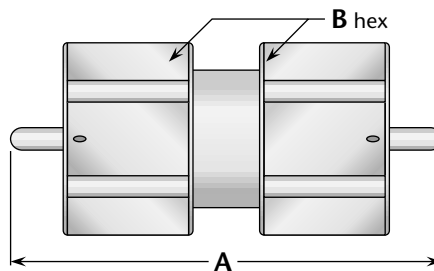


Figure 2
(Straight plug-plug;
connects two jacks)

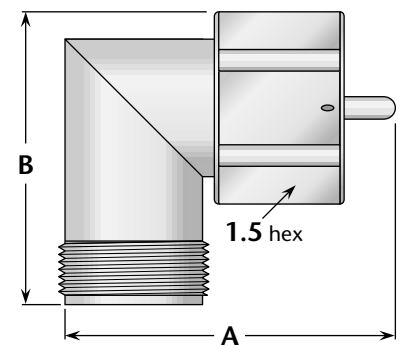


Figure 3
(Right angle plug-jack;
connects one plug and one jack)

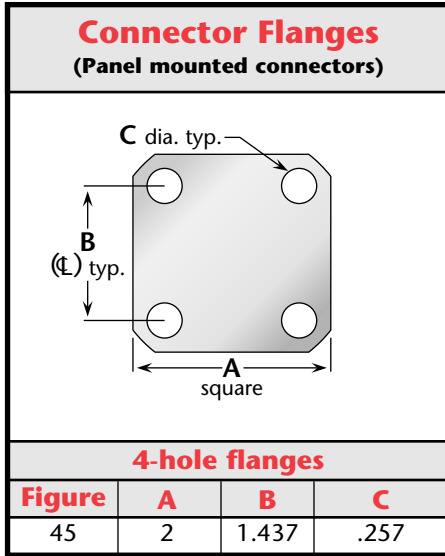
| Figure | Dimensions | | Plating | | Delta P/N |
|--------|------------|------|---------|------------|---------------|
| | A | B | Body | Contact | |
| 1 | 2.50 | 1.25 | Nickel | Silver (C) | UG-533B/U |
| 2 | 3.70 | 1.50 | Nickel | Silver (C) | 3527-000-N001 |
| 3 | 2.81 | 2.56 | Nickel | Silver (C) | UG-534B/U |

(C) in contact plating column indicates captive contact.

Note: Not all LC series plugs and jacks are interchangeable.
Contact factory for compatibility information on specific plug/jack combinations.

| Cable Group Finder | | | |
|---------------------------|--------------|---------------|--------------|
| Cable | Group | Cable | Group |
| RG-5, 5A, B | 1A | RG-225 | 3C |
| RG-6, 6A | 1B | RG-228A | 20 |
| RG-8, 8A | 2A | RG-302 | 22 |
| RG-9, 9A, B | 3A | RG-303 | 23 |
| RG-10 | 15 | RG-304 | 24 |
| RG-11, 11A | 2B | RG-316 | 9A |
| RG-12 | 15 | RG-316DS | 10 |
| RG-13A | 3B | RG-393 | 4 |
| RG-14A | 16 | RG-400 | 6A |
| RG-17A | 17 | RG-401 | 12 |
| RG-18A | 18 | RG-402 | 13 |
| RG-21, 21A | 1A | RG-405 | 14 |
| RG-22, 22A, B | 28 | M17/2 | 1B |
| RG-55, 55B | 6B | M17/6 | 2B |
| RG-55A | 6A | M17/15 | 28 |
| RG-58, 58A, C | 5 | M17/28 | 5 |
| RG-59, 59A, B | 7A | M17/29 | 7A |
| RG-62, 62A, B, C | 7A | M17/30 | 7A |
| RG-71, 71A, B | 7B | M17/45 | 27 |
| RG-108, 108A | 27 | M17/73 | 1A |
| RG-115A | 19 | M17/162 | 1A |
| RG-118A | 20 | M17/112 | 1C |
| RG-122 | 8A | M17/74 | 2A |
| RG-126 | 21 | M17/75 | 3A |
| RG-141, 141A | 5 | M17/127 | 3C |
| RG-142, 142A | 6A | M17/77 | 3B |
| RG-142B | 6B | M17/60 | 6A |
| RG-143, 143A | 1C | M18/84 | 6A |
| RG-174 | 9A | M17/128 | 6A |
| RG-174DS | 10 | M17/97 | 7A |
| RG-178, 178A, B | 11 | M17/54 | 8A |
| RG-179A, 179B | 9B | M17/95 | 8B |
| RG-180, 180A, B | 8B | M17/137 | 8B |
| RG-187, 187A | 9B | M17/152 | 9A |
| RG-188, 188A | 9A | M17/93 | 11 |
| RG-195 | 8B | M17/129 | 12 |
| RG-196, 196A | 11 | M17/130 | 13 |
| RG-210 | 7A | M17/133 | 14 |
| RG-212 | 1C | M17/78 | 16 |
| RG-213 | 2A | M17/165 | 16 |
| RG-214 | 3A | M17/176 | 30 |
| RG-215 | 15 | AT&T 735A | 31 |
| RG-217 | 16 | Belden 8281 | 26 |
| RG-218 | 17 | Belden 9207 | 29 |
| RG-219 | 18 | Dearborn 6207 | 29 |
| RG-222 | 1C | IBM 7362211 | 29 |
| RG-223 | 6A | | |

| Delta Cable Groups | |
|---------------------------|--|
| Group | Cables |
| 1 | 1A RG-5, 5A, 5B, 21, 21A; M17/73, /162 |
| | 1B RG-6, 6A; M17/2 |
| | 1C RG-143, 143A, 212, 222; M17/73, /112, /162 |
| 2 | 2A RG-8, 8A, 213; M17/74 |
| | 2B RG-11, 11A; M17/6 |
| 3 | 3A RG-9, 9A, 9B, 214; M17/75 |
| | 3B RG-13A, 216; M17/77 |
| | 3C RG-225; M17/127 |
| 4 | RG-393; M17/127 |
| 5 | RG-58, 58A, 58C, 141, 141A; M17/28, /111 |
| 6 | 6A RG-55A, 142, 142A, 223, 400; M17/60, /84, /128 |
| | 6B RG-55, 55B, 142B; M17/60, /84 |
| 7 | 7A RG-59, 59A, 59B, 62, 62A, 62B, 62C, 210; M17/29, /30, /97 |
| | 7B RG-71, 71A, 71B; M17/90 |
| 8 | 8A RG-122; M17/54 |
| | 8B RG-180, 180A, 180B, 195; M17/95, /137 |
| 9 | 9A RG-174, 188, 188A, 316; M17/152 |
| | 9B RG-179A, 179B, 187, 187A; M17/94, /136 |
| 10 | Double-Shielded RG-174, 316; M17/152 |
| 11 | RG-178, 178A, 178B, 196, 196A; M17/93 |
| 12 | .250" semi-rigid; RG-401; M17/129 |
| 13 | .141" semi-rigid; RG-402; M17/130 |
| 14 | .085" semi-rigid; RG-405; M17/133 |
| 15 | RG-10, 12, 215; M17/6, /74 |
| 16 | RG-14A, 217; M17/78, /165 |
| 17 | RG-17A, 218 |
| 18 | RG-18A, 219 |
| 19 | RG-115A |
| 20 | RG-118A, 228A |
| 21 | RG-126 |
| 22 | RG-302 |
| 23 | RG-303 |
| 24 | RG-304 |
| 25 | Special 8X cable; contact factory for details. |
| 26 | Belden 8281 |
| 27 | RG-108, 108A; M17/45 |
| 28 | RG-22, 22A, 22B; M17/15 |
| 29 | Belden 9207; Dearborn 6207; IBM 7362211 |
| 30 | M17/176 |
| 31 | AT&T 735A |



Ordering and Warranty Information

Warranty: We warrant our parts to be free from defects in materials and workmanship for one year from date of purchase. During that time, we will repair or replace (at our option) any parts found to be defective.

This warranty does not apply to parts which have been modified, used in conditions exceeding Delta or military specifications, or disassembled. We will not, under any circumstances, be responsible for consequential or incidental damages or installation costs.

No other warranties apply, and no other liability may be assumed or extended by representatives or distributors.

Returns: Returns will be accepted only with a Return Authorization number issued by Delta, and are subject to inspection and acceptance upon arrival. Restocking charges will be determined prior to issuance of Return Authorization.

All claims for shortages must be made within 30 days of receipt by customer.

Ordering Information: Orders are subject to the terms and conditions on our order acknowledgment, which may only be modified by written agreement prior to sale. Order changes, cancellation, or termination will be accepted only with written approval from Delta Electronics Manufacturing.

Copyright, Trademarks, and Patents: Entire contents copyright 2003, Delta Electronics Manufacturing Corporation. Reproduction rights are hereby granted for, and specifically limited to, printing or other reproduction of drawings and specifications for inclusion in specification or source control drawings, or for purchasing procedures, by Delta customers only.

Heli-Grip, *PressMount*, and the New England Craftsmanship logo are trademarks. The Heli-Grip design is covered by U.S. and foreign patents.

Delta Electronics Manufacturing Corporation

416 Cabot Street, P.O. Box 53

Beverly, MA 01915

FSCM/CAGE 00795

Catalog # LC/LTpdf2008 1.1